

# Dots & Lines Learning Resource Pack



Created by Caroline McCluskey in collaboration with Ana Almeida  
and the Scottish Chamber Orchestra



Creative Learning Partner



Investment managers



Scottish Government  
Riaghaltas na h-Alba  
gov.scot

◆ EDINBURGH ◆  
THE CITY OF EDINBURGH COUNCIL

# CONTENTS

Introductory Films .....	3
Music.....	3
Dance & Art.....	3
Score.....	4
Art Films .....	5
Mr Red Line.....	5
Different Faces.....	5
My Face .....	6
Dance Films.....	6
Statues.....	6
Guessing Game .....	7
Going for a walk .....	7
Music Films.....	8
Dots & Lines Song.....	8
Arbeau .....	8
Sound Explorations .....	9
Musical Play Films .....	10
Ms Crescent.....	10
Mr Blue Circle.....	10
Credits .....	11

## INTRODUCTORY FILMS

### Music

What do different kinds of dots and lines sound like in music? You can listen to the music in this film for enjoyment and to start conversations about what we can see and hear.

#### Extension Ideas:

What other pieces of music could Dorothy and Lily use for small dots or neat dots? *Twinkle Twinkle Little Star*? *Dance of the Sugar Plum Fairy* by Tchaikovsky?

#### Learning Bubble

Listening and observing

Sharing ideas with others

### Dance & Art

You will hear the music from 'Dots & Lines in Music' once again. When guiding a dance or art activity you may wish to follow the same order of music, or you may wish to focus on a particular dot or line.

#### Learning Bubble

Listening to music and responding in movement

Creative movement explorations

## Dance Activity

How can we make small dots with only our fingertips... noses... elbows... knees...?

## Art Activity

Let's create a special dots and lines musical score! In the video we demonstrate with extra-large white paper and chunky chinks, but you can use whatever resources you like. You could structure the activity as a collaboration with everyone drawing on the same piece of paper, or as an individual exploration. Why not listen to the *Dots and Lines* music as a sound file while you are drawing? <https://soundcloud.com/user-103359947/sets/dots-and-lines-music/s-Z2WvFbj69Rh>

## **Score**

Dorothy Dot and Lily Line share their special dots and lines music. Use your own voices to make the sounds of the 'blue messy dot' and the 'red zigzag line'.

### **You will need**

A large, clear space to move in

Paper and drawing materials for artwork

### **Learning Bubble**

Colour and shape

Improvising with the voice

Creative play with musical sounds

Representing musical sounds visually

High and low sounds

Loud and quiet sounds

## ART FILMS

### Mr Red Line

Copy Mr Red Line's face in time to music.

#### You will need

Paper and drawing materials for artwork


#### Learning Bubble

Observing and copying Mr Red Line's Face

Creating new faces through exploration

Thinking about expressions and emotions

### Different Faces



We create Mr Red Line's face using paper shapes and play with the shapes to create new faces and different expressions.

How can we describe these new faces? Are they bewildered, happy, excited or grumpy?

#### Tips

A paper face handout can be downloaded from our 'Resources' link to help with making your own interesting faces

## My Face

Ms Chalk takes a closer look at the shapes within her own face before creating a self-portrait.

### You will need

A mirror for each child. We use small plastic mirrors that have been carefully mounted onto the card and taped around the sides to avoid any sharp edges.

### Learning Bubble

Observing the shapes within our faces

Creative drawing of our own faces

Exploring expressions

## DANCE FILMS

### Statues

Ms Chalk leads us in the traditional game musical statues. Together we can make different dots and lines shapes with our dancing bodies.

### You will need

A large, clear space to move in

### Learning Bubble

Listening to music and responding in movement

Exploring sound and silence/movement and stillness

**Learning Bubble**

Observing a dancer  
respond to music  
  
Creative thinking

**Guessing Game**

Watch Ms Chalk very carefully as she embodies different kinds of dots and lines. Can you guess which ones she is imitating?

**Going for a walk**

For this activity, children can make a line or a train to 'follow the leader'.

**Extension Activity**

The line leader and group can decide on the pathway of their journey before they begin.

Will they walk in straight lines or wavy lines?

Will they trace the shape of a square or circle as they march?

**Learning Bubble**

Vocal chanting  
  
Keeping a pulse in the feet  
  
Rhythm of the words in speech  
  
Following a leader in teamwork  
  
Working with pitch and dynamics

## MUSIC FILMS

### Dots & Lines Song

We invite you to sing along with us as we recall some of our favourite dots and lines. If you use these resources in the classroom during COVID-19, please adhere to current guidance on singing in schools at the time of use.

#### Lyrics

Big Dots, Small Dots, Teeny Weeny Polka Dots,  
Long, Tall, Wavy Lines,  
Big Dots, Small Dots, Follow Me,  
A line is a dot that went for a walk...

### Arbeau

Enjoy making music together! In this arrangement of Arbeau's piece 'Air des Bouffons' we can imagine different patterns of dots and lines.

#### You will need


Print out a copy of the Arbeau score from the webpage. (The top two flashcards are repeated four times. The following four flashcards are repeated twice.)  
Frame drums and claves if you have them.

#### Learning Bubble

Following a rhythmic pattern  
Working with the chanting voice and drawing the notes in movement  
Observing a graphic score  
Noticing that some sounds are longer than others



Photo: Arbeau Graphic Score



We can join Ms Chalk with our chanting voices and our dancing hands as we respond to the patterns of the music. We can also join in by playing these rhythmic shapes on a frame drum or with claves.

### Extension Activity

This graphic score is one way to describe Arbeau's music visually. In what other ways could we draw this music?

## Sound Explorations

Explore different sounds and rhythms made by the same instrument. This activity can work well in a call and response manner, with one person leading and the group responding.

Use imagery to explore sounds: How can our voices make the sound of the wind, crunchy leaves underfoot or a floating cloud?

### You will need

Simple percussion such as frame drums - or hands and voices!

### Learning Bubble

Noticing the different sound qualities/timbres of each instrument

Musical imitation

Call and response

Varying dynamics (volume) and tempo (speed)

Creative music making

## MUSICAL PLAY FILMS

### Ms Crescent


Let's play with some stretchy material as we listen to the music and copy Ms Crescent. Listen carefully to help guide this activity!

#### You will need

Stretchy material

#### Learning Bubble

Listening to music and responding



### Mr Blue Circle

'Mr Blue Circle' is an opportunity for listening and relaxing.



#### Learning Bubble

Listening to music and imagining a multisensory experience

Group storytelling with music

Connecting with the senses of sound, sight and smell

#### Extension Activity

We have included a sound file of Mr Blue Circle's music without the story so that children can create their own version

## CREDITS

Introductory Duet 1	<i>Pizzicati Polka</i> from Sylvia	L. Delibes arr. Jimena de Vicente Alvarez and Aisling O'Dea
Introductory Duet 2	<i>Turkish March</i> from Elementary Duos op.86 no.7	J. F. Mazas
Big Dots	<i>Rondo</i> from Douze Petite Violin Duos op.70 no.1	J. F. Mazas
Small Dots	excerpt from Carmen Suite no. 2: La Garde montante. Allegro (Act 1)	G. Bizet
Neat Dots	<i>Das klinget so herrlich</i> from The Magic Flute	W. A. Mozart arr. Jimena de Vicente Alvarez and Aisling O'Dea
Messy Dots	<i>Un poco presto</i> from Sechs Duette op.27 no. 1	J. Stamitz
Long Lines	<i>Romanze</i> from Sechs Duette op.27 no. 3	J. Stamitz
Short Lines	<i>Allegro</i> from Sonatas for 2 flutes or violins op. 2 no. 1	G. P. Telemann
Wavy Lines and Zigzag Lines	Filip's Freylekh	Caroline McCluskey and Martin Fell
Lively and Jovial Music	Fairy Dance	Scottish trad. arr. Aisling O'Dea
Lively and Jovial Music	Jack Tar's hornpipe	Irish trad. arr. Jimena de Vicente Alvarez
Lively and Jovial Music	<i>Allegro</i> from Sechs Duette op.27 No. 2	J. Stamitz
Mr Red Line	Caroline McCluskey (arr. M. Fell)	
Mr Blue Circle	Caroline McCluskey (arr M. Fell)	
Ms Crescent	Caroline McCluskey	
Dots & Lines Song	Caroline McCluskey (arr K. Davidson-Kelly)	
Air des Bouffons	Arbeau (arr C. McCluskey)	
Live improvisations by Jimena de Vicente Alvarez and Aisling O'Dea		
Dots & Lines artwork created by Caroline McCluskey		